Data sheet

ST176xxLDNN AST176

P/N
AST176xx04
xx=number of poles
2026/11/18
Version: Z

Illustrations



Dimensional drawing as an example

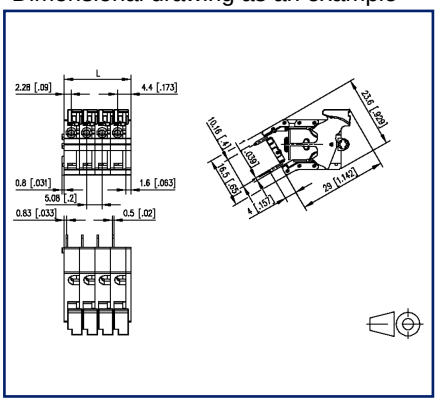

Drill pattern as an example

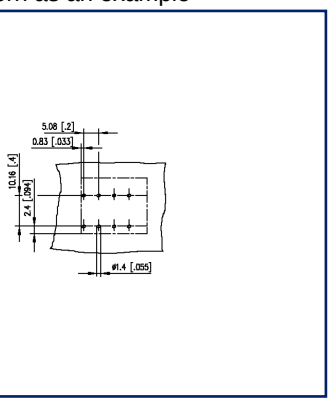

See enlarged drawings at the end of document

Product specification

- spring clamp terminal block, solderable, double solder pins
- centerline 5.08 mm, direction of connection 60°
- color gray
- push-button

© 2026 METZ CONNECT - Technische Änderungen vorbehalten! Subject to modifications! Sous réserve de modifications techniques!

METZ CONNECT GmbH | Im Tal 2 | 78176 Blumberg | Germany
Phone +49 7702 533-0 | Fax +49 7702 533-433 | info@metz-connect.com
Weitere Dokumentation siehe / additional documentation see / documentation supplémentaire voir www.metz-connect.com

P/N
AST176xx04
xx=number of poles
2026/11/18
Version: Z

Technical Data

General Data			
Solder pin length	4 mm		
min. number of poles	2		
max. number of poles	24		
Insulating material class	CTI 600		
clearance/creepage dist.	4.5 mm		
Protection category	IP20		
Insul. strip length	15 mm		
Rated current	15 A		
Overvoltage category	III	III	II
Pollution degree	3	2	2
Rated voltage	160 V	400 V	400 V
Rated test voltage	4 kV	4 kV	4 kV
Terminal data			
rat.wiring solid AWGmax	0.08 mm² - 2.5 mm² / AWG 28 - AWG 12		
rat.wiring strand.AWGmax	0.08 mm² - 2.5 mm² / AWG 28 - AWG 12		
Approvals			
c UL us V / A / AWG	300 / 15 / 28 - 12		
approval UL - File No.	E121004		
SEV	250 V / 13.5 A / T60		
Material			
insulating material	PA66		
flammability class	V0		
spring material	Spring steel		
contact material	CuSn		
Contact surface	Sn		
Glow-Wire Flammability GWFI	960 °C acc. to IEC 60695-2-12		
Glow-Wire Flammability GWIT	775 °C acc. to IEC 60695-2-13		
Climatic Data			
upper limit temperature	105 °C		
lower limit temperature	-40 °C		

© 2026 METZ CONNECT - Technische Änderungen vorbehalten! Subject to modifications! Sous réserve de modifications techniques!

P/N
AST176xx04
xx=number of poles
2026/11/18
Version: Z

Technical Data

general

Tolerance	ISO 2768 -mH
Solderability	Acc. to JEDEC JESD22-B102E 245°C/5s

Application note

This product is a standard product of METZ CONNECT. METZ CONNECT is not aware of the specific intended use of the goods by the Customer or any customers of the Customer. The Customer guarantees that it has fully and sufficiently tested the use of the goods and any product modifications, product changes or product enhancements with regard to the specific intended use in accordance with the state of the art or in any other way.

© 2026 METZ CONNECT - Technische Änderungen vorbehalten! Subject to modifications! Sous réserve de modifications techniques!

P/N
AST176xx04
xx=number of poles
2026/11/18
Version: Z

Illustrations

Dimensional drawing as an example

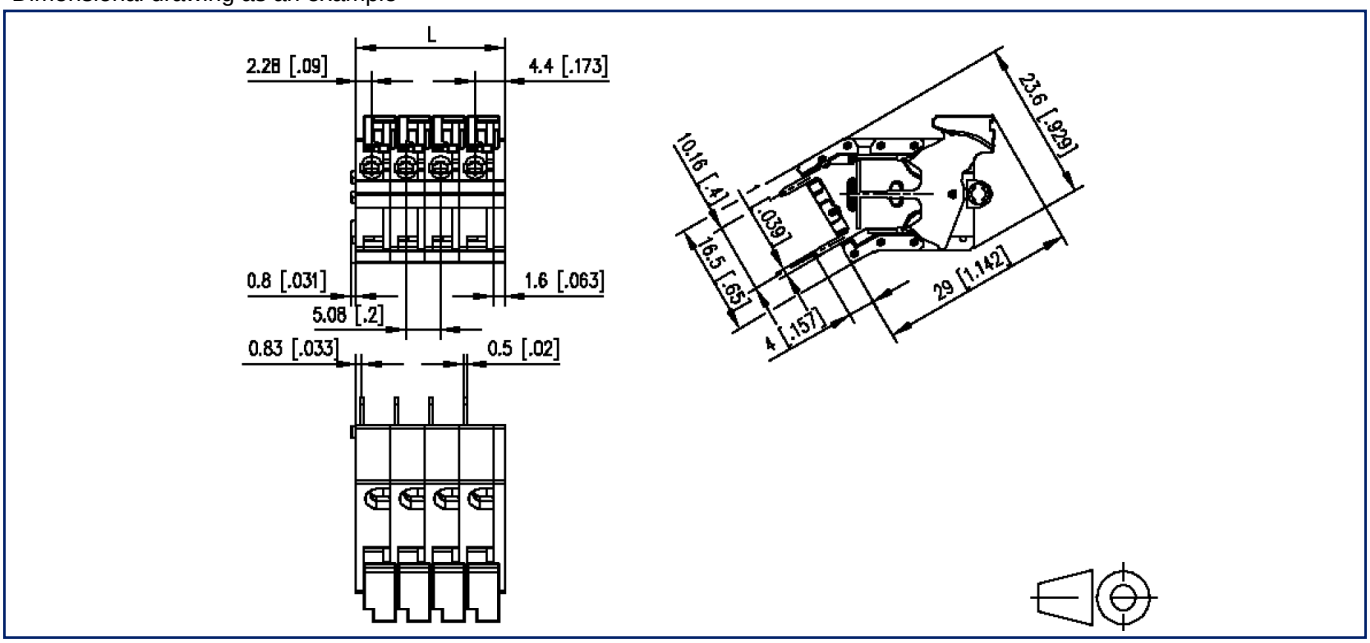

L=(pole size - 1) x centerline + 6.68 mm [0.263]

© 2026 METZ CONNECT - Technische Änderungen vorbehalten! Subject to modifications! Sous réserve de modifications techniques!

P/N
AST176xx04
xx=number of poles
2026/11/18
Version: Z

Illustrations

Drill pattern as an example

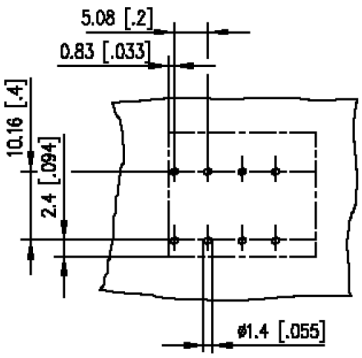

© 2026 METZ CONNECT - Technische Änderungen vorbehalten! Subject to modifications! Sous réserve de modifications techniques!