Data sheet
FM20BxxVBDN

P/N
FM20BXXVBDN
xx=number of poles
2025/08/26
Version: F

Illustrations



Dimensional drawing as an example

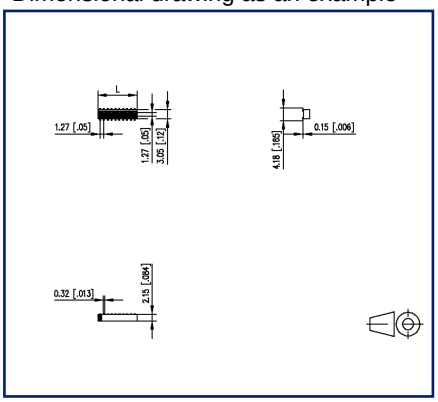

PCB-Layout

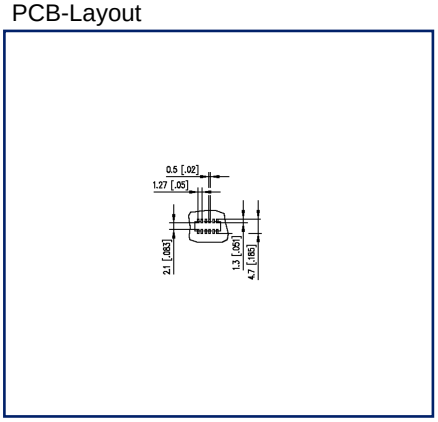

See enlarged drawings at the end of document

Product specification

- female connector, SMT solderable
- centerline 1.27 mm, direction of connection vertical 0°
- closed ends
- color black
- Tape & Reel packaging possible
- dual rows

METZ CONNECT GmbH | Im Tal 2 | 78176 Blumberg | Germany
Phone +49 7702 533-0 | Fax +49 7702 533-433
Weitere Dokumentation siehe / additional documentation see / documentation supplémentaire voir www.metz-connect.com

© 2025 METZ CONNECT - Technische Änderungen vorbehalten! Subject to modifications! Sous réserve de modifications techniques!

Data sheet
FM20BxxVBDN

P/N
FM20BXXVBDN
xx=number of poles
2025/08/26
Version: F

Technical Data

General Data	
min. number of poles	2
max. number of poles	40
Protection category	IP00
Rated current	1 A
Material	
insulating material	PA6
contact material	CuSn
Contact surface	Ni + Ag
contact pin material	CuSn
contact pin surface	Ni + Au Flash
Glow-Wire Flammability GWFI	-
Glow-Wire Flammability GWIT	-
Climatic Data	
upper limit temperature	105 °C
lower limit temperature	-40 °C
general	
Tolerance	ISO 2768 -mH
Solderability	reflowable

Application note

This product is a standard product of METZ CONNECT. METZ CONNECT is not aware of the specific intended use of the goods by the Customer or any customers of the Customer. The Customer guarantees that it has fully and sufficiently tested the use of the goods and any product modifications, product changes or product enhancements with regard to the specific intended use in accordance with the state of the art or in any other way. At METZ CONNECT's request, the Customer shall submit and make available meaningful evidence (e.g. test and laboratory protocols, certifications, etc.).

© 2025 METZ CONNECT - Technische Änderungen vorbehalten! Subject to modifications! Sous réserve de modifications techniques!

Illustrations

Dimensional drawing as an example

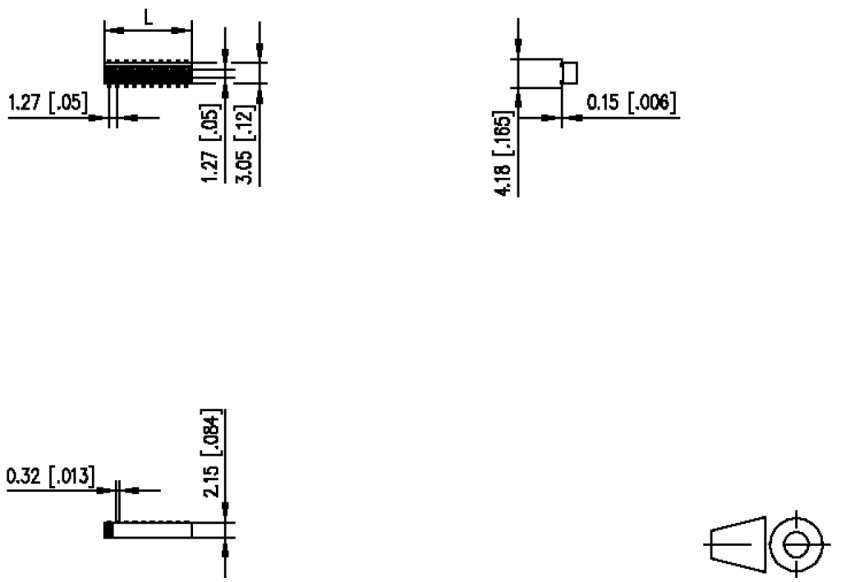

L=(pole size - 1) x centerline + 1.73 mm [0.068]

© 2025 METZ CONNECT - Technische Änderungen vorbehalten! Subject to modifications! Sous réserve de modifications techniques!

Illustrations

PCB-Layout

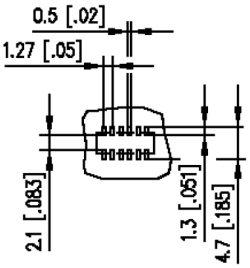

© 2025 METZ CONNECT - Technische Änderungen vorbehalten! Subject to modifications! Sous réserve de modifications techniques!