

Data sheet

M12 Bus-/Railcat connection cable, X-coded, 5.0 m, M12 jack - free cable end, 8-pole, RADOX®

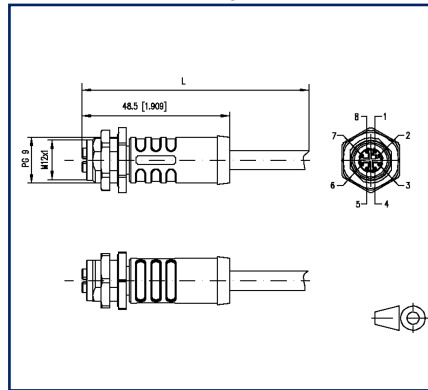
Page 1/8

P/N
142MQX20050
EAN 4251394663210
2025/06/27
Version: D

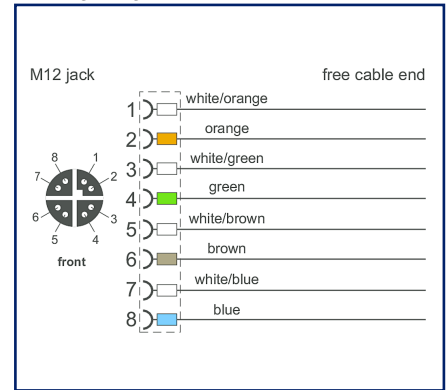
Illustrations



Dimensional drawing



Wiring diagram



See enlarged drawings at the end of document

Product specification

Halogen-free, electron beam crosslinked Cat.7 data wire with improved fire resistance. Very good properties in terms of NEXT, attenuation and shield design. This wire is used in fixed and protected installation in railway vehicles and buses and meets the fire protection requirement according to EN 45545-2 (HL1 - HL3). It is optimally suited for Ethernet applications of classes D to F (ECN and ETB) according to IEEE 802.3. For installation, the notes according to EN 50355 and EN 50343 must be observed. RADOX® is a registered trademark of HUBER+SUHNER AG, Switzerland. Special properties: flame retardant, RoHs compliant, halogen free, increased thermal load capacity, low smoke emission, oil and fuel resistant. Fire protection: DIN EN 45545-2 HL1-3, DIN 5510 fire protection levels 1-4, NF F16-101 category A1, A2, B, UNI CEI 11170, danger level LR1-LR4

- Standard variants: 1.0 m, 2.0 m, 5.0 m, 10.0 m.
- Other cable lengths on request.

Data sheet

**M12 Bus-/Railcat connection cable, X-coded, 5.0 m,
M12 jack - free cable end, 8-pole, RADOX®**

P/N
142MQX20050
EAN 4251394663210
2025/06/27
Version: D

Technical Data

General Data

| | |
|-------------------------|--|
| Fields of application | Railway vehicle Buses |
| Applications | Train Communication Network: ETB– Ethernet Train Backbone |
| Design | Ethernet-Connection cable |
| Cable length (m) | 5 m |
| Cable length (ft) | 16.4 ft |
| Cable | |
| Cable Type | S/FTP |
| Wiring | Profinet |
| Wire color | white/orange, orange, white/green, green, white/brown, brown, white/blue, blue |
| Color - cable jacket | blue |
| Transmission properties | Cat.7 |
| Connection 1 | |
| Shielding | shielded |
| Dimension (L x W x H) | 48.5 mm x 21.5 mm x 21.5 mm |
| Dimension (L x W x H) | 1.909 in. x 0.846 in. x 0.846 in. |

Connections/interfaces

| | |
|------------------------------------|--|
| Cable | |
| Conductor cross section AWG | AWG 24 |
| Conductor diameter (mm) | 0.75 mm |
| Conductor diameter (inch) | 0.03 in. |
| Cable construction | 4x2 |
| Stranded wire structure | 7x0.25mm |
| Outer diameter cable jacket (mm) | 8.1 mm |
| Outer diameter cable jacket (inch) | 0.319 in. |
| Connection 1 | |
| Connector type | M12-jack |
| Coding | X-coded |
| Type of plug contact, field side | Female (bus) |
| Cable feed arrangement, field side | straight |
| Number of poles | 8 |
| Pin Assignment | 1 WH/OG, 2 OG, 3 WH/GN, 4 GN, 5 WH/BN, 6 BN, 7 WH/BU, 8 BU |

Data sheet

**M12 Bus-/Railcat connection cable, X-coded, 5.0 m,
M12 jack - free cable end, 8-pole, RADOX®**

P/N
142MQX20050
EAN 4251394663210
2025/06/27
Version: D

Technical Data

Connections/interfaces

| | |
|---------------------------|-------|
| Connection 1 | |
| Latching lever protection | no |
| Color of the cable boot | black |

Electrical characteristics

| | |
|--|-------|
| Connection 1 | |
| Current carrying capacity per pin (at 40 °C) | 0.5 A |

Mechanical data

| | |
|------------------------|------------------------|
| Cable | |
| Bending radius (fixed) | 4 x Ø cable |
| Connection 1 | |
| Mechanical life | min. 100 mating cycles |

Materials and material properties

| | |
|----------------------------|---------------------------------------|
| Cable | |
| Material - Cable jacket | RADOX® EM 104 according to EN 50264-1 |
| Material - Wire insulation | RADOX Foam |
| Flame retardancy | yes, according to IEC 60332-1-2 |
| Halogen free | yes, according to EN 60754-1/2 |
| Oil resistance | yes, according to EN IEC 60811-404 |
| UV-resistance | yes |
| Connection 1 | |
| Material - Contact | CuZnPb (brass) |
| Material - Contact surface | Au (gold) |
| Material - Contact carrier | Plastics, PA, BK |
| Material - Body | Plastics, TPU, BK |
| Material - Flange housings | Metal, CuZn, nickel-plated |
| Material - Sealing (jack) | FPM/FKM |
| Material - Outer sealing | NBR |
| RoHS | compliant |

Data sheet

Page 4/8

**M12 Bus-/Railcat connection cable, X-coded, 5.0 m,
M12 jack - free cable end, 8-pole, RADOX®**

P/N
142MQX20050
EAN 4251394663210
2025/06/27
Version: D

Technical Data

Environmental conditions

Cable

Temperature range (fixed) -50 °C - max. 70 °C

Temperature range (fixed) -58 °F - 158 °F

Connection 1

-30 °C

-22 °F

Protection category (mounted) IP67 (-30 °C...+90 °C), IP65 (-40 °C...+90 °C)

Operating temperature classes OT1 - OT4

Operating temperature range -40 to 70

Standards/Regulations

General requirements ISO/IEC 11801-1 | DIN EN 50173-1

Cable

Railway vehicle - Electronic equipment on railway vehicles DIN EN 50155:2021

Railway vehicle - Fire protection in railway vehicles DIN EN 45545-2:2020 Hazard Level 1-3

Railway vehicle - Preventive fire protection in railway vehicles DIN 5510-2:2009-05 Fire protection levels 1-4

Railway vehicle - Fire behaviour Material selection UNI CEI 11170-1/2/3 Hazard level LR1-LR4

Buses - Fire safety UN ECE-R 118.01

Connection 1

Circular connector DIN EN 61076-2-101:2013

Shock and vibration Class 1, category B (DIN EN 61373)

Degrees of Protection Provided by Enclosures EN 60529:1991 + A1:2000 + A2:2013

Railway vehicle - Electronic equipment on railway vehicles DIN EN 50155:2021

Railway vehicle - Fire protection in railway vehicles DIN EN 45545-2:2020 Hazard Level 1-3

Classifications

ETIM 8.0 EC002599

ETIM 9.0 EC002599

Data sheet

Page 5/8

**M12 Bus-/Railcat connection cable, X-coded, 5.0 m,
M12 jack - free cable end, 8-pole, RADOX[®]**

P/N

142MQX20050

EAN 4251394663210

2025/06/27

Version: D

Technical Data**Packing details**

| | |
|-------------------|-----------------------|
| Type of packaging | 1 pc(s) / plastic bag |
|-------------------|-----------------------|

Application note

This product is a standard product of METZ CONNECT. METZ CONNECT is not aware of the specific intended use of the goods by the Customer or any customers of the Customer. The Customer guarantees that it has fully and sufficiently tested the use of the goods and any product modifications, product changes or product enhancements with regard to the specific intended use in accordance with the state of the art or in any other way. At METZ CONNECT's request, the Customer shall submit and make available meaningful evidence (e.g. test and laboratory protocols, certifications, etc.).



Data sheet

Page 6/8

**M12 Bus-/Railcat connection cable, X-coded, 5.0 m,
M12 jack - free cable end, 8-pole, RADOX®**

P/N

142MQX20050

EAN 4251394663210

2025/06/27

Version: D

Accessories

| P/N | Designation |
|-----------------|---|
| MMF881A115 | M12 jack, D-coded, IP67, Cat.5, Ø 6-9.7 mm, field assembly, straight |
| MMF881A115-0001 | M12 jack, D-coded, IP67, Cat.5, Ø 6-9.7 mm, field assembly, with flange |
| MNF881A115 | M12 plug, D-coded, IP67, Cat.5, Ø 6-9.7 mm, field assembly, straight |
| MWN811A115 | M12 Panel feed through adapters, D-coded, to RJ45 - straight |

Data sheet

Page 7/8

**M12 Bus-/Railcat connection cable, X-coded, 5.0 m,
M12 jack - free cable end, 8-pole, RADOX®**

P/N

142MQX20050

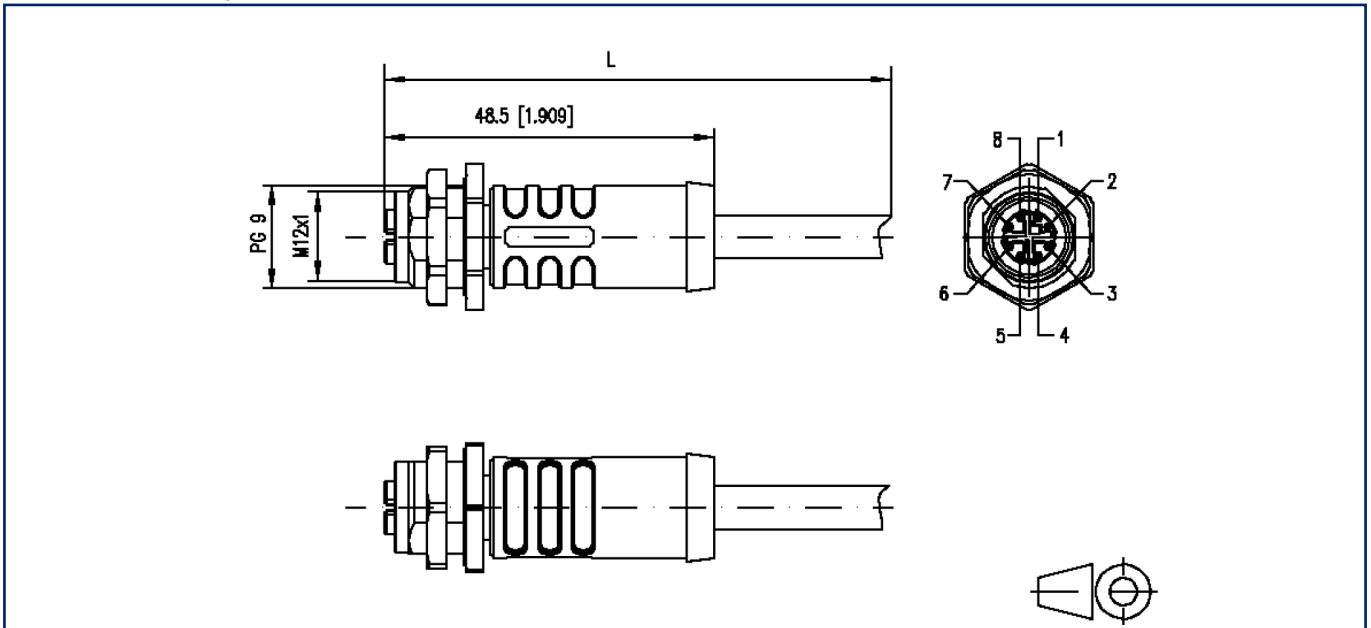
EAN 4251394663210

2025/06/27

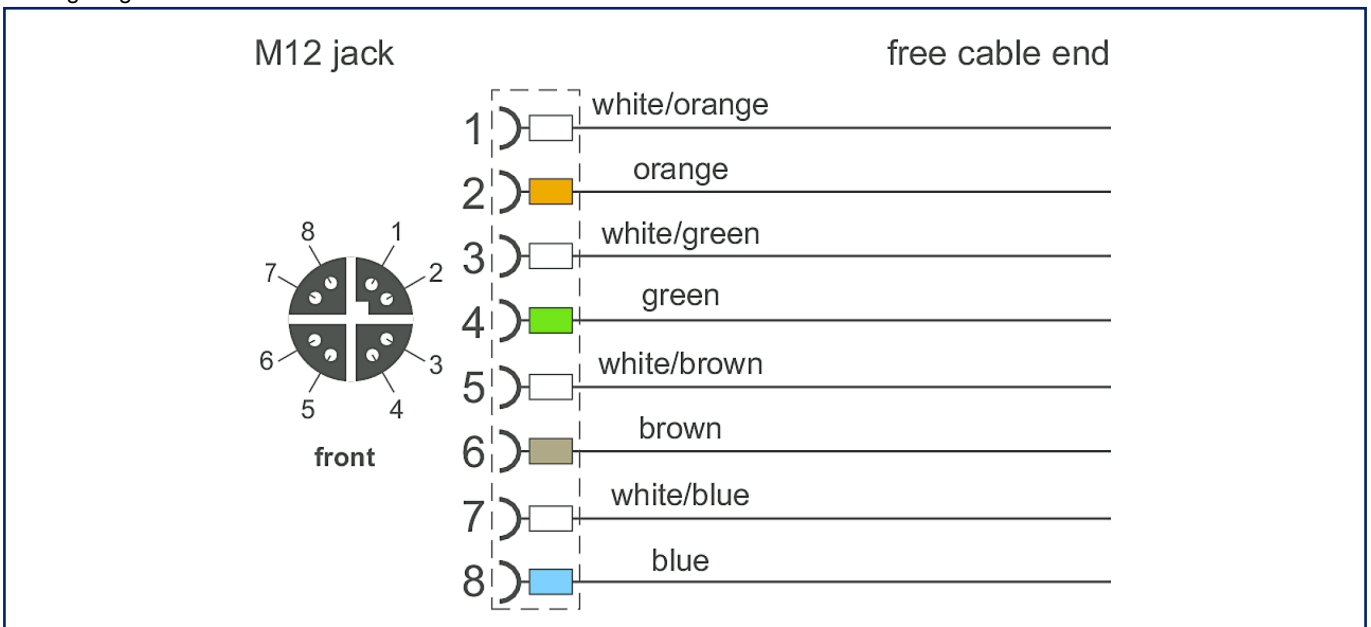
Version: D

Illustrations

Dimensional drawing



Wiring diagram



Data sheet

Page 8/8

**M12 Bus-/Railcat connection cable, X-coded, 5.0 m,
M12 jack - free cable end, 8-pole, RADOX®**

P/N

142MQX20050

EAN 4251394663210

2025/06/27

Version: D

Illustrations

Principle diagram

