


Data sheet

**MC 550 AWG 23 Cat.6_A U/FTP 4P LSHF-FR 500 m,
class C_{ca} s1a d1 a1**

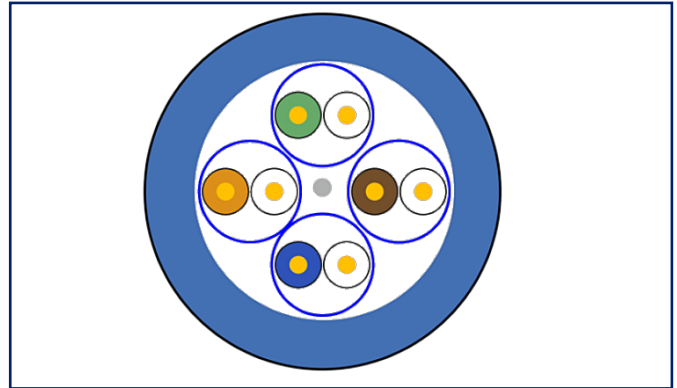
Page 1/6

P/N
130842A6AUFCE
EAN 4251394677163
2025/07/09
Version: B

Illustrations



Principle diagram



See enlarged drawings at the end of document

Product specification

- 10 GBase-T installation cable, simplex
- unshielded installation cable Cat.6_A Class E_A, AWG 23
- 4 pairs
- outer diameter: 7.80 mm
- color of the cable jacket: blue
- coupling attenuation greater than or equal to 70 dB
- applicable standards: EN 50173-1, ISO/IEC 11801
- flame-retardant to: IEC 60332-1, EN 60332-1
- fire behaviour: Class C_{ca} s1a,d1,a1



**MC 550 AWG 23 Cat.6_A U/FTP 4P LSHF-FR 500 m,
class C_{ca} s1a d1 a1**

P/N
130842A6AUFCE
EAN 4251394677163
2025/07/09
Version: B

Technical Data

General Data

Fields of application	Primary (Campus) Secondary (Riser) Tertiary (Horizontal)
Applications	IEEE 802.3 :10Base-T; 100Base-TX;1000Base-T; 2,5GBase-T ; 5GBase-T ; 10GBase -T IEEE 802.3 af (PoE) / 802.3 at (PoE+) / 802.3 bt (4PPoE 90W) IEEE 802.5 / FDDI / ATM / RNIS
Kabelaufbau	
Cable Type	U/FTP
Conductor material	Copper
Conductor class	Cl.1 = solid
Conductor surface	blank
Conductor diameter (mm)	0.57 mm
Conductor diameter (inch)	0.022 in.
AWG size	23
Core number	8
Number of twisting elements	4
Twisting element	Pair
Shield over twisting element	Foil
Twisted stranding	Bundle
Jacket color	blue
Außendurchmesser	
Cable sheath diameter	7.80 mm
Cable sheath diameter	0.307

Mechanical data

Tensile force 98 N

Brandeigenschaften

Flame retardant according to IEC 60332-1-2	yes
Low smoke according to EN IEC 61034-2	yes
Halogen-free according to EN IEC 60754-1	yes
Halogen-free according to EN IEC 60754-2	yes
Fire behavior according to EN 13501-6: Class	Cca
Fire behavior according to EN 13501-6: Smoke development	s1a
Fire behavior according to EN 13501-6: Drip-off behavior	d1

Data sheet

**MC 550 AWG 23 Cat.6_A U/FTP 4P LSHF-FR 500 m,
class C_{ca} s1a d1 a1**

P/N
130842A6AUFCF
EAN 4251394677163
2025/07/09
Version: B

Technical Data

Brandeigenschaften

Fire behavior according to EN 13501-6: Acid development	a1
Fire load	0.13 kWh/m
Fire load	469 MJ/km

Electrical characteristics

Category	6 _A
NVP value	78 %
Isolation class according to EN 50174	c
Loop resistance	max. 146.4 Ohm/km
Resistance unbalance	max. 2 %
Transfer impedance 1 MHz	max. 30 mOhm/m
Transfer impedance 10 MHz	max. 30 mOhm/m
Transfer impedance 30 MHz	max. 50 mOhm/m
Coupling attenuation	min. 70 dB
Capacitance unbalance pair to ground	max. 1600 pF/km
Insulation resistance	> 5000 MOhm.km

Anwendungseigenschaften / Umgebungsbedingungen

Permitted type of installation in the ground	Installation pipe for underground installation
Functional integrity according to IEC 60331-23	no
Oil-resistant according to EN IEC 60811-404	no
Min. permissible bending radius, flexible use with forced guidance (mm)	min. 60 mm
Min. permissible bending radius, flexible use/free movement (mm)	min. 60 mm
Min. permissible bending radius, stationary use/fixed installation (mm)	min. 30 mm
Min. permissible bending radius, flexible use with forced guidance (inch)	2.362 in.
Min. permissible bending radius, flexible use/free movement (inch)	2.362 in.
Min. permissible bending radius, stationary use/fixed installation (inch)	1.181 in.

Data sheet

**MC 550 AWG 23 Cat.6_A U/FTP 4P LSHF-FR 500 m,
class C_{ca} s1a d1 a1**

P/N
130842A6AUFCF
EAN 4251394677163
2025/07/09
Version: B

Technical Data

Anwendungseigenschaften / Umgebungsbedingungen

Zulässige Kabelaußentemperatur bei Montage/Handling

Zulässige Kabelaußentemperatur bei Montage/Handling	0 °C - 50 °C
---	--------------

Permissible external cable temperature during installation/handling	32 °F - 122 °F
---	----------------

Zulässige Kabelaußentemperatur nach Montage ohne Erschütterung

Permissible external cable temperature after installation without vibration	-20 °C - 60 °C
---	----------------

Permissible external cable temperature after installation without vibration	-4 °F - 140 °F
---	----------------

UV-resistance	no
---------------	----

Materials and material properties

Material - core insulation	Foam skin Pe-isolation
----------------------------	------------------------

Material - protective jacket	LSOH-FR
------------------------------	---------

Material - Pair shield	Pet/aluminium foil
------------------------	--------------------

Material - Pair shield finish	Pet/aluminium foil
-------------------------------	--------------------

Geltende Normen

General requirements	ISO/IEC 11801 DIN EN 50173-1 ANSI/TIA-568.2-D
----------------------	---

PoE	IEEE 802.3af
-----	--------------

PoE plus	IEEE 802.3at
----------	--------------

UPoE	yes
------	-----

4PPoE	IEEE 802.3bt
-------	--------------

Multi-core metallic data & control cables for analog & digital transmission	EN 50288-10-1 IEC 61156-5
---	------------------------------

Classifications

ETIM 8.0	EC003249
----------	----------

ETIM 9.0	EC003249
----------	----------

ETIM 10.0	EC003249
-----------	----------

Data sheet

Page 5/6

**MC 550 AWG 23 Cat.6_A U/FTP 4P LSHF-FR 500 m,
class C_{ca} s1a d1 a1**

P/N
130842A6AUFCF
EAN 4251394677163
2025/07/09
Version: B

Technical Data

Packing details

Type of packaging	500 meter / drum
GTIN13	4251394677163

Application note

This product is a standard product of METZ CONNECT. METZ CONNECT is not aware of the specific intended use of the goods by the Customer or any customers of the Customer. The Customer guarantees that it has fully and sufficiently tested the use of the goods and any product modifications, product changes or product enhancements with regard to the specific intended use in accordance with the state of the art or in any other way. At METZ CONNECT's request, the Customer shall submit and make available meaningful evidence (e.g. test and laboratory protocols, certifications, etc.).

Data sheet

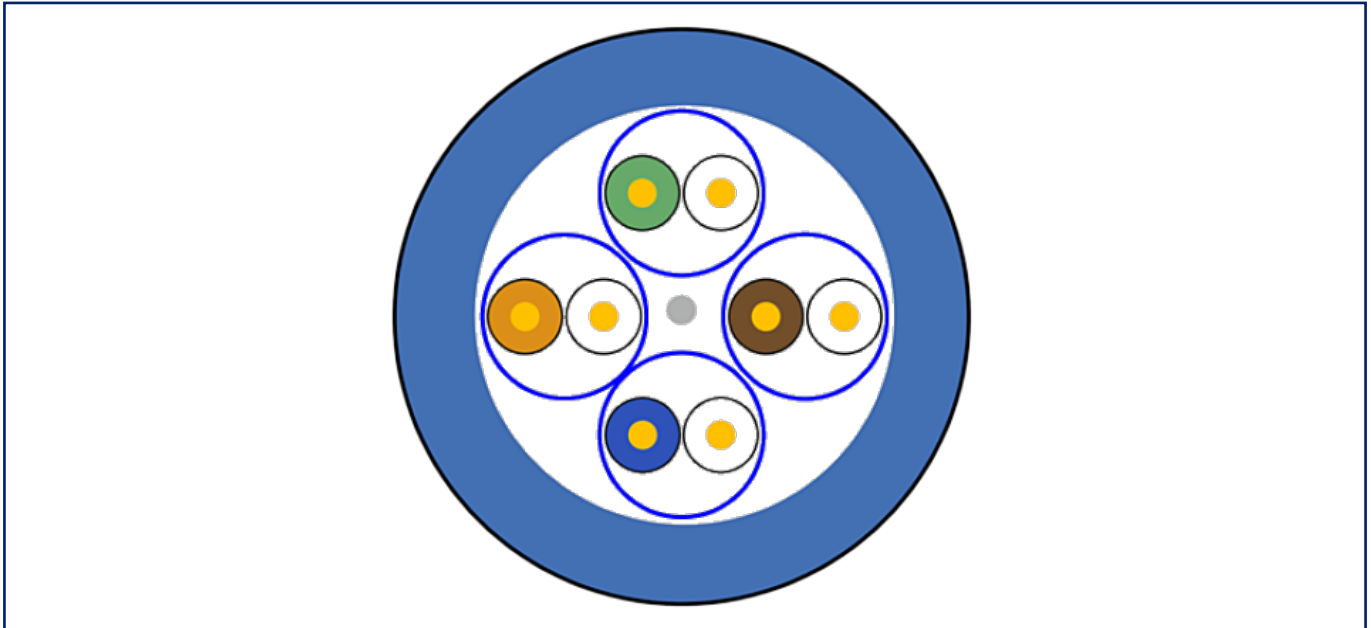
Page 6/6

**MC 550 AWG 23 Cat.6_A U/FTP 4P LSHF-FR 500 m,
class C_{ca} s1a d1 a1**

P/N
130842A6AUFCF
EAN 4251394677163
2025/07/09
Version: B

Illustrations

Principle diagram



Elektrische Daten

Übertragungseigenschaften bei 20 °C

F (MHz)	Attenuation (dB/100m)		NEXT (dB)		PS-NEXT (dB)		ELFEXT (dB/100m)		PS-ELFEXT (dB/100m)		Return loss (dB)		PS-ANEXT	
	Typ.Wert	Max.Wert*	Typ.Wert	Min.Wert*	Typ.Wert	Min.Wert*	Typ.Wert	Min.Wert*	Typ.Wert	Min.Wert*	Typ.Wert	Min.Wert*	Typ.Wert	Min.Wert*
4	3,6	3,8	95	65,3	92	63,3	85	58	82	55	26	23	85	76,5
10	5,5	5,9	95	59,3	92	57,3	85	50	82	47	28	25	85	72,5
20	7,9	8,4	95	54,8	92	52,8	84	44	81	41	28	25	85	69,5
62,5	14,5	15	95	47,4	92	45,4	82	34,1	79	31,1	26	21,5	85	64,5
100	18,5	19,1	95	44,3	92	42,3	78	30	75	27	24	20,1	85	62,5
250	29,6	31,1	88	38,3	85	36,3	62	22	59	19	22	17,3	73	56,5
500	42,9	45,3	84	33,8	81	31,8	56	16	53	13	19	17,3	68	52
550**	50	-	83	-	80	-	55	-	52	-	18	-	67	-

Kategorie 6_A nach IEC 61156-5 Ed.2

serve de modifications techniques!

© 2025 METZ CONNECT - Technische Änderungen

