

Data sheet

KRA-M8/21-21, 2 changeover contacts, 24 V AC/DC

Page 1/7

P/N

11061913

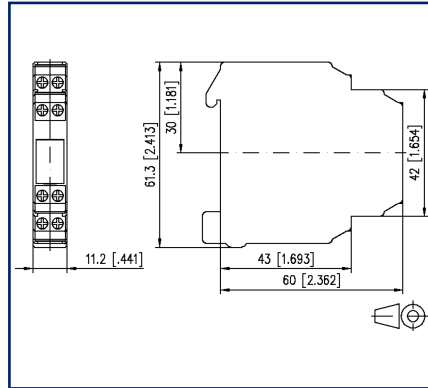
EAN 4250184122715

2026/04/08

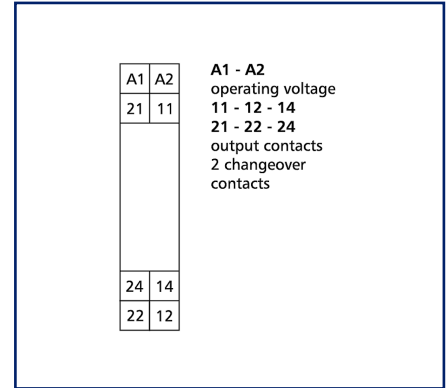
Illustrations



Dimensional drawing



Wiring diagram



See enlarged drawings at the end of document

Product specification

Coupling devices are used to secure electrical isolation between logic and load.

- Connection with screw-type terminals
- closed compact series
- integrated protective circuit
- safe separation



Technical Data

Supply

Operating voltage	24 V AC/DC -15% ... +10%
Power consumption (max.)	16 mA
Response time typical	10 ms
release time AC typical	15 ms
release time DC typical	5 ms

Outputs

Contacts	2 changeover contacts
Contact material	AgSnO ₂
Switching voltage (max.)	250 V AC
Continuous Current	4 A
Switching frequency	360 switching cycles/h
Breaking capacity (resistive load)	
Mechanical life	1x10 ⁷ switching cycles
Electrical life	6x10 ⁴ switching cycles
Indicator	red LED

Insulation coil - contact set

Nominal voltage of the power supply system	230 / 400 V AC
Overvoltage category	III II
Degree of pollution	2 2
Rated test voltage	4 kV 2.5 kV
Type of insulation	basic insulation reinforced insulation

Housing

Dimensions	
Dimension (W x H x D)	11.2 mm x 61.3 mm x 60 mm
Dimension (W x H x D)	0.441 in. x 2.413 in. x 2.362 in.
Weight	45 g
Mounting style	Standard rail TH35
Mounting position	any
Apposition	without distance
Connection type	Screw type terminal blocks



Technical Data

Terminal blocks	
Wire cross section solid	0.2 mm ² - 2.5 mm ² / AWG 22-12
Wire cross section multi	0.25 mm ² - 2.5 mm ² / AWG 22-12
Wire cross section with wire ferrule	0.25 mm ² - 2.5 mm ² / AWG 22-12
Screw torque (max.)	0.5 Nm
Stripping length (min.)	8 mm
Material	
Material - Housing	Polyamid 6.6 V0
Color	gray
Material - Terminal block	Polyamid 6.6 V0
Material - Covers	Polyamid 6.6 V0
Protection category according to IEC 60529	
Protection category - housing (acc. to IEC 60529)	IP40
Protection category - terminal blocks (acc. to IEC 60529)	IP20
Climatic Data	
Operating	
Temperature - Operating °C	-20 °C - 55 °C
Temperature - Operating °F	-4 °F - 131 °F
Relative humidity	max. 85 % non-condensing
Storage	
Temperature - Storage °C	-25 °C - 70 °C
Temperature - Storage °F	-13 °F - 158 °F
Power loss	
Power loss (typical)	0.5 W
Classifications	
ETIM 7.0	EC001437
ETIM 8.0	EC001437
ETIM 9.0	EC001437
ETIM 10.0	EC001437

Data sheet

Page 4/7

KRA-M8/21-21, 2 changeover contacts, 24 V AC/DC

P/N

11061913

EAN 4250184122715

2026/04/08

Technical Data

Application note

This product is a standard product of METZ CONNECT. METZ CONNECT is not aware of the specific intended use of the goods by the Customer or any customers of the Customer. The Customer guarantees that it has fully and sufficiently tested the use of the goods and any product modifications, product changes or product enhancements with regard to the specific intended use in accordance with the state of the art or in any other way. At METZ CONNECT's request, the Customer shall submit and make available meaningful evidence (e.g. test and laboratory protocols, certifications, etc.).



Data sheet

Page 5/7

KRA-M8/21-21, 2 changeover contacts, 24 V AC/DC

P/N

11061913

EAN 4250184122715

2026/04/08

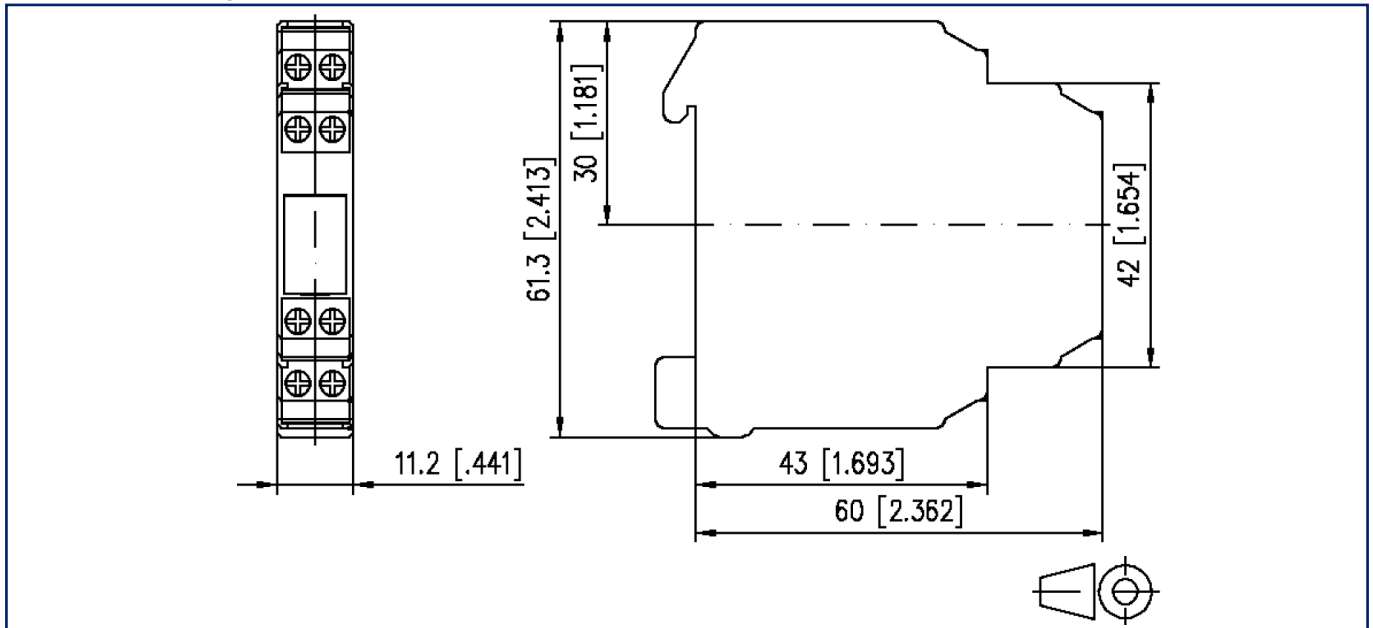
Accessories

P/N	Designation
820234-01-9	Labeling plate white
850349-02	Connecting bridge, 10 pole



Illustrations

Dimensional drawing



Wiring diagram

A1	A2
21	11
24	14
22	12

A1 - A2
operating voltage
11 - 12 - 14
21 - 22 - 24
output contacts
2 changeover
contacts

Data sheet

Page 7/7

KRA-M8/21-21, 2 changeover contacts, 24 V AC/DC

P/N

11061913

EAN 4250184122715

2026/04/08

Illustrations

Circuit diagram

