

Data sheet

KMA-E08

Page 1/5

P/N

110660

EAN 4250184122937

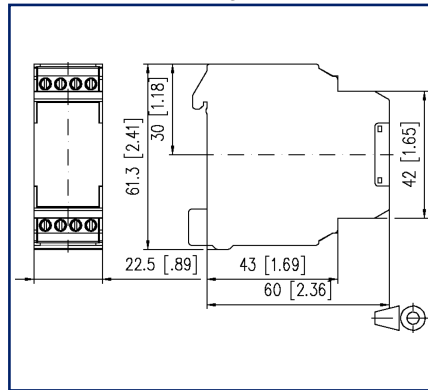
2025/08/20

Version: H

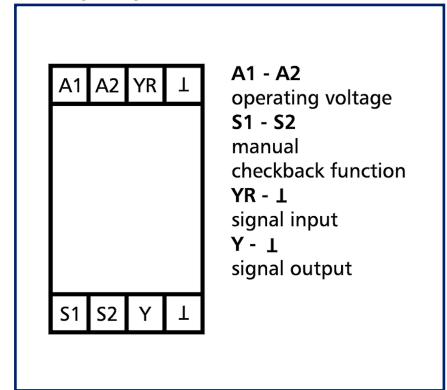
Illustrations



Dimensional drawing



Wiring diagram



See enlarged drawings at the end of document

Product specification

The analog encoder is used as encoder for manual control variable definition, e.g. mixing valves, valve positions, temperature values, etc. The module can be operated in two modes, which can be commuted by means of integrated two-level switches (HAND, AUTO). The switch position is signaled by external control contact terminals S1 and S2. The control variable can be set on the potentiometer at the front. The output signal 0 to 10 V is available on the Y terminal. If the switch is in AUTO position, the control variable is looped through over the YR terminal to the Y output without change.

- Setpoint device
- Manual control level with checkback
- LED brightness proportional to control variable



Data sheet
KMA-E08

Page 2/5

P/N
110660
EAN 4250184122937
2025/08/20
Version: H

Technical Data

Supply

Operating voltage	24 V AC/DC -15% ... +20%
Power consumption AC (max.)	24 mA
Power consumption DC (max.)	19 mA

Manual control level

Mechanical life	3x10 ⁴ switchings
Switching capacity (max.)	24 V AC/DC / 1 A

Inputs

Voltage input (YR)	0 - 10 V DC
--------------------	-------------

Outputs

Voltage output (Y)	0 - 10 V DC
Output current (max.) switch position "MANU"	10 mA
Switch AUTO/ON	shortcircuit proof
Indicator	red LED

Housing

Dimensions	
Dimension (W x H x D)	22.5 mm x 61.3 mm x 60 mm
Dimension (W x H x D)	0.886 in. x 2.413 in. x 2.362 in.
Weight	70 g
Mounting style	Standard rail TH35
Mounting position	any
Apposition	without distance
Connection type	Screw type terminal blocks

Terminal blocks

Wire cross section solid	0.34 mm ² - 2.5 mm ² / AWG 22-12
Wire cross section multi	0.34 mm ² - 2.5 mm ² / AWG 22-12
Wire cross section with wire ferrule	0.34 mm ² - 2.5 mm ² / AWG 22-12
Screw torque (max.)	0.5 Nm
Stripping length (min.)	8 mm

Data sheet
KMA-E08

Page 3/5

P/N
110660
EAN 4250184122937
2025/08/20
Version: H

Technical Data

Material

Material - Housing	Polyamid 6.6 V0
Color	gray
Material - Terminal block	Polyamid 6.6 V0

Protection category according to IEC 60529

Protection category - housing (acc. to IEC 60529)	IP40
Protection category - terminal blocks (acc. to IEC 60529)	IP20

Climatic Data

Operating	
Temperature - Operating °C	-10 °C - 50 °C
Temperature - Operating °F	14 °F - 122 °F
Relative humidity	max. 85 % non-condensing
Storage	
Temperature - Storage °C	-25 °C - 70 °C
Temperature - Storage °F	-13 °F - 158 °F

Power loss

Power loss (typical) during 24 V DC operation	390 mW
Power loss (typical) during 24 V AC operation	520 mW

Classifications

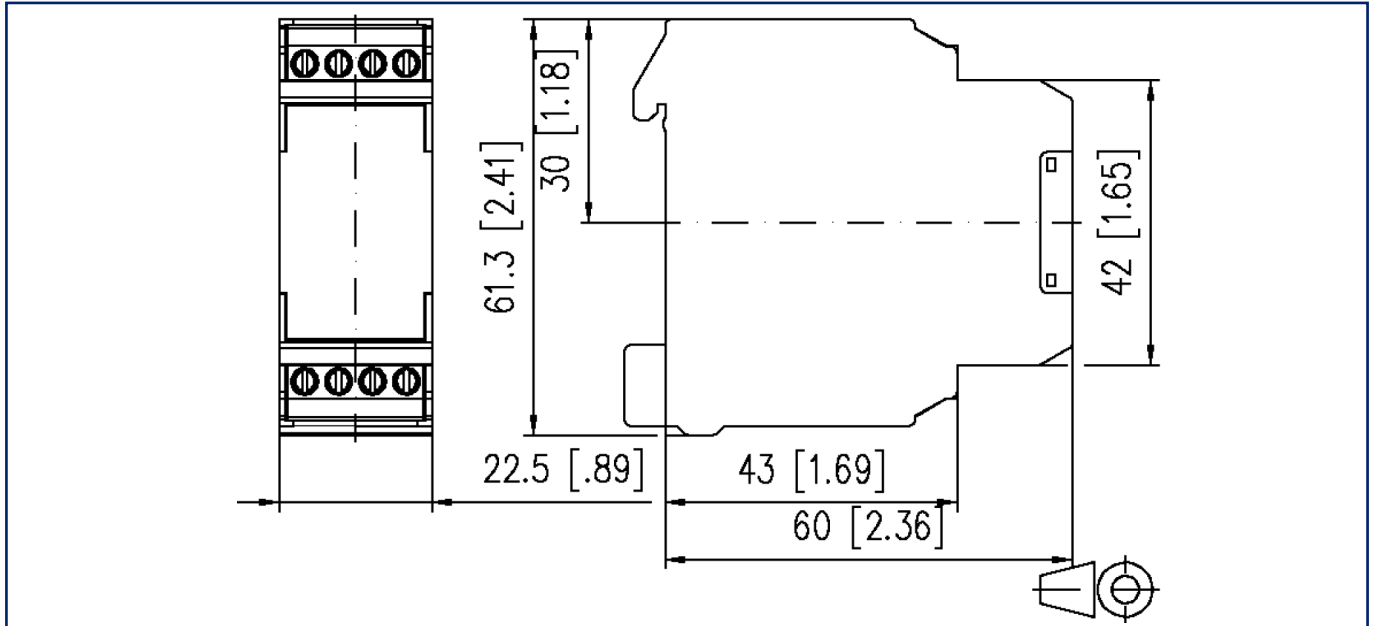
ETIM 7.0	EC000310
ETIM 8.0	EC000310
ETIM 9.0	EC000310
ETIM 10.0	EC000310

Application note

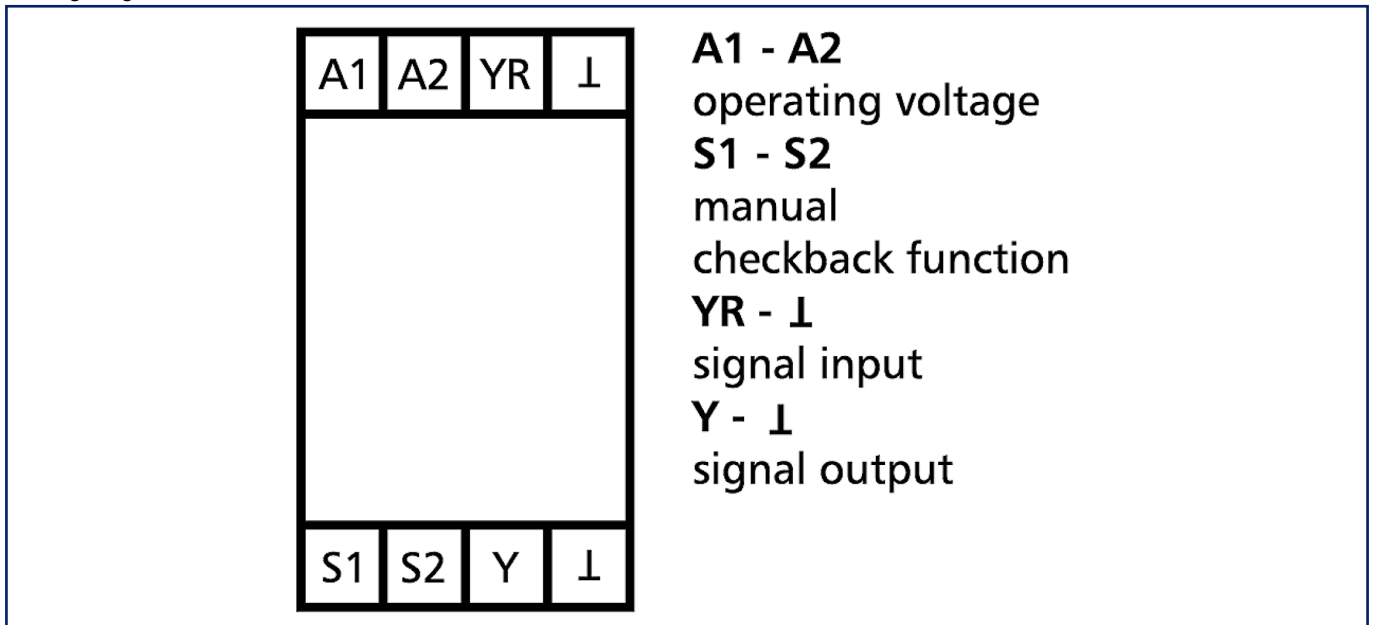
This product is a standard product of METZ CONNECT. METZ CONNECT is not aware of the specific intended use of the goods by the Customer or any customers of the Customer. The Customer guarantees that it has fully and sufficiently tested the use of the goods and any product modifications, product changes or product enhancements with regard to the specific intended use in accordance with the state of the art or in any other way. At METZ CONNECT's request, the Customer shall submit and make available meaningful evidence (e.g. test and laboratory protocols, certifications, etc.).

Illustrations

Dimensional drawing



Wiring diagram



Illustrations

Circuit diagram

