

Data sheet

OpDAT slide² patch panel splice 6xE2000-S APC OS2 gray

Page 1/6

P/N


1504695906-F

EAN 4251394680569

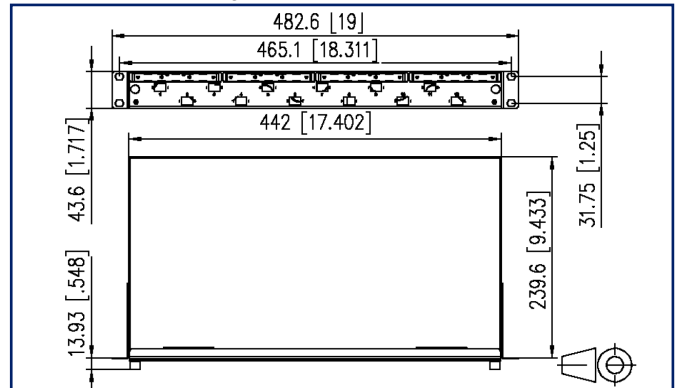
2025/10/09

Version: E

Illustrations



Dimensional drawing



See enlarged drawings at the end of document

Product specification

- 19-inch, 1RU patch panel with pull-out drawer
- Equipped with 6xE2000-S couplers and 6xE2000-S APC OS2 pigtails
- Offset coupler arrangement for easy handling
- Pigtails inserted and set down in standard splice cassette with crimp splice holders
- Pigtail visually inspected and inserted into couplers
- Color coding according to IEC 60304
- Tool-free metal bayonet catch for locking the drawer
- Drawer can be tilted and completely removed for easier installation (pull-out stop)
- Depth adjustable by 30 mm
- Front panel with labelling field
- Front panel powder-coated in gray RAL 7035
- Several possibilities for cable entry on the back: 6xM20; 2xM25; 2xPrefab installation cut-outs



Data sheet
OpDAT slide² patch panel splice
6xE2000-S APC OS2 gray

Technical Data

General Data

Fields of application	data center office areas structured building cabling interior Distributed building services
Design	Eithdrawable
Mounting style	screwable
Transmission technology	Fiber optic
Port numbering	yes
Color housing	metal
Color front plate	RAL 7035 - light gray
Adapter color	green
Dimensions	
Dimension (L x W x H)	244 mm x 482 mm x 47 mm
Dimension (L x W x H)	9.606 in. x 18.976 in. x 1.85 in.
Inches	19 inches
Height unit	1RU
Installation depth	240 mm
Installation depth	9.449 in.
Number of cables/ buffered fibers	6
Cable Type	pigtail(s)
Fiber class	OS2
Mode type of the fiber	Singlemode
Shape	APC (Angled Physical Contact)
Fiber construction	9/125 µm
Labeling option	label strip / labeling strip

Connections/interfaces

Adapter type	E2000-S
Adapter interface outside	E2000-S
Adapter interface inside	E2000-S
Number of adapters	6
Number of breakouts front panel	12
Number of blind	6

Data sheet
OpDAT slide² patch panel splice
6xE2000-S APC OS2 gray

Page 4/6

P/N
1504695906-F
EAN 4251394680569
2025/10/09
Version: E

Technical Data

Classifications

ETIM 8.0	EC001130
ETIM 9.0	EC001130
ETIM 10.0	EC001130

Packing details

Type of packaging	1 pc(s) / box
-------------------	---------------

Application note

This product is a standard product of METZ CONNECT. METZ CONNECT is not aware of the specific intended use of the goods by the Customer or any customers of the Customer. The Customer guarantees that it has fully and sufficiently tested the use of the goods and any product modifications, product changes or product enhancements with regard to the specific intended use in accordance with the state of the art or in any other way. At METZ CONNECT's request, the Customer shall submit and make available meaningful evidence (e.g. test and laboratory protocols, certifications, etc.).



Data sheet
OpDAT slide² patch panel splice
6xE2000-S APC OS2 gray

Page 5/6

P/N
1504695906-F
EAN 4251394680569
2025/10/09
Version: E

Accessories

P/N	Designation
150240M20Z-E	OpDAT strain relief M20
150240M25Z-E	OpDAT strain relief M25
150240Z20Z-E	OpDAT strain relief for M20
1509010000-E	OpDAT splice tray for 12 splices, unequipped
1509010001-E	OpDAT splice tray with 1 crimp protection cover
1509010002-E	OpDAT splice tray with 2 splice protection cover
15090200-E	OpDAT cover for splice tray



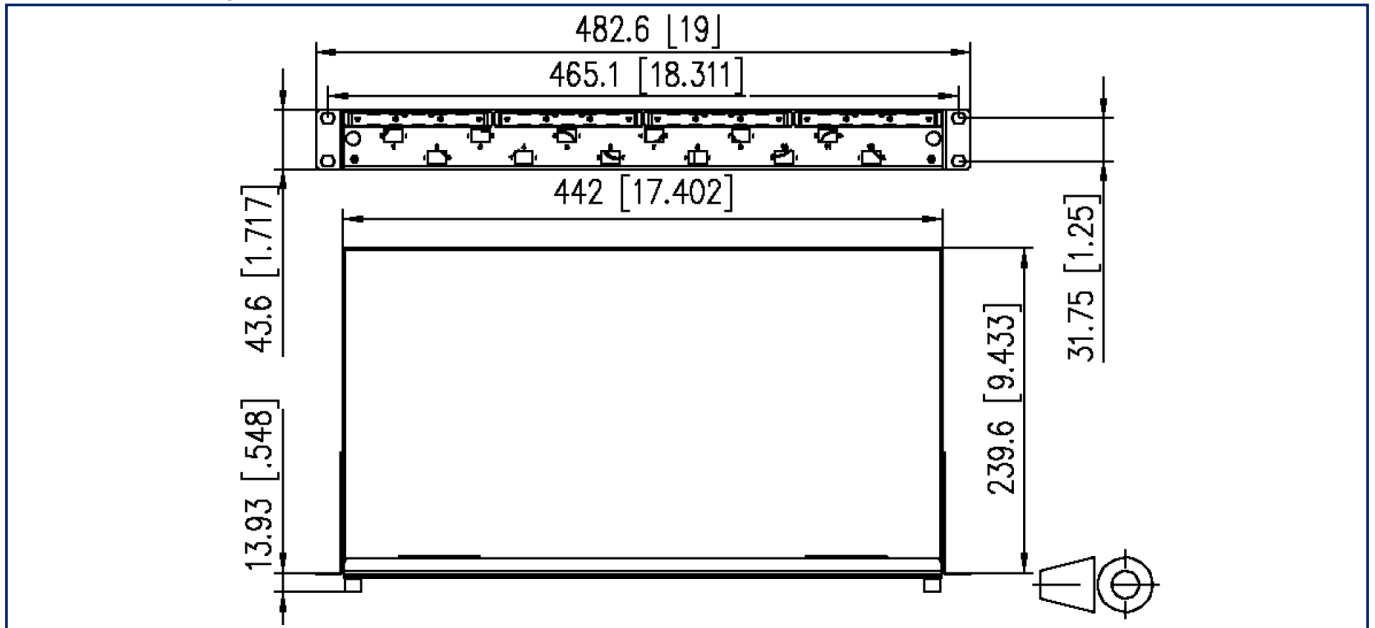
Data sheet
OpDAT slide² patch panel splice
6xE2000-S APC OS2 gray

Page 6/6

P/N
1504695906-F
EAN 4251394680569
 2025/10/09
 Version: E

Illustrations

Dimensional drawing



© 2025 METZ CONNECT - Technische Änderungen vorbehalten! Subject to modifications! Sous réserve de modifications techniques!