

# Data sheet

## ST059xxHBNC AST059

Page 1/6

P/N  
AST059xx02

xx=number of poles

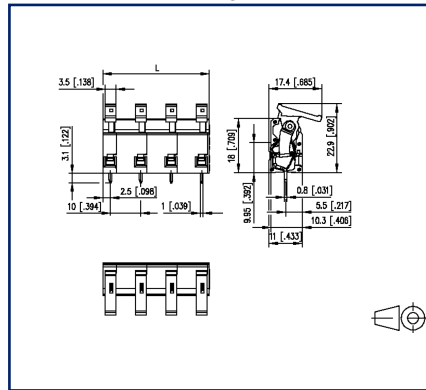
2025/08/25

Version: L

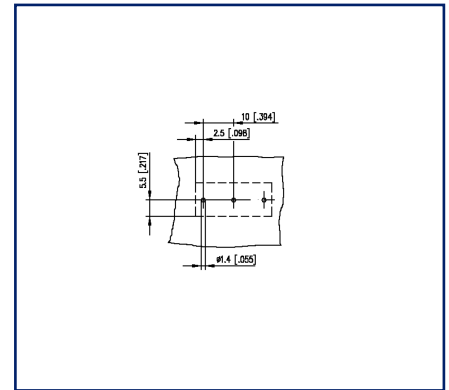
### Illustrations



Dimensional drawing as an example



Drill pattern as an example



See enlarged drawings at the end of document

### Product specification

- spring clamp terminal block, solderable
- centerline 10.00 mm, direction of connection 90°
- fittable without loss of poles
- color black
- eccentric lever

**Data sheet**  
**ST059xxHBNC AST059**

**P/N**  
**AST059xx02**  
**xx=number of poles**  
2025/08/25  
Version: L

**Technical Data**



**General Data**

Solder pin length	3.1 mm		
min. number of poles	2		
max. number of poles	12		
Insulating material class	CTI 600		
clearance/creepage dist.	9 mm		
Protection category	IP20		
Insul. strip length	6 mm		
Rated current	25 A		
Overvoltage category	III	III	II
Pollution degree	3	2	2
Rated voltage	500 V	1000 V	1000 V
Rated test voltage	6 kV	6 kV	6 kV

**Terminal data**

rat.wiring solid AWGmax	0.08 mm <sup>2</sup> - 2.5 mm <sup>2</sup> / AWG 28 - AWG 12		
rat.wiring strand.AWGmax	0.08 mm <sup>2</sup> - 2.5 mm <sup>2</sup> / AWG 28 - AWG 12		

**Approvals**

 V / A / AWG	600 / 12 / 28 - 12		
approval UL - File No.	E121004		
	500 V / 6 kV / 19 A		

**Material**

insulating material	PA
flammability class	V0
spring material	Spring steel
contact material	CuSn
Contact surface	Sn
Glow-Wire Flammability GWFI	850 °C acc. to IEC 60695-2-12
Glow-Wire Flammability GWIT	775 °C acc. to IEC 60695-2-13

**Climatic Data**

upper limit temperature	105 °C
lower limit temperature	-40 °C

Data sheet  
**ST059xxHBNC AST059**

Page 3/6

P/N  
**AST059xx02**  
xx=number of poles  
2025/08/25  
Version: L

## Technical Data

### general

Tolerance	ISO 2768 -mH
Solderability	Acc. to JEDEC JESD22-B102E 245°C/5s

### Application note

This product is a standard product of METZ CONNECT. METZ CONNECT is not aware of the specific intended use of the goods by the Customer or any customers of the Customer. The Customer guarantees that it has fully and sufficiently tested the use of the goods and any product modifications, product changes or product enhancements with regard to the specific intended use in accordance with the state of the art or in any other way. At METZ CONNECT's request, the Customer shall submit and make available meaningful evidence (e.g. test and laboratory protocols, certifications, etc.).



Data sheet  
**ST059xxHBNC AST059**

Page 4/6

P/N  
**AST059xx02**  
xx=number of poles  
2025/08/25  
Version: L

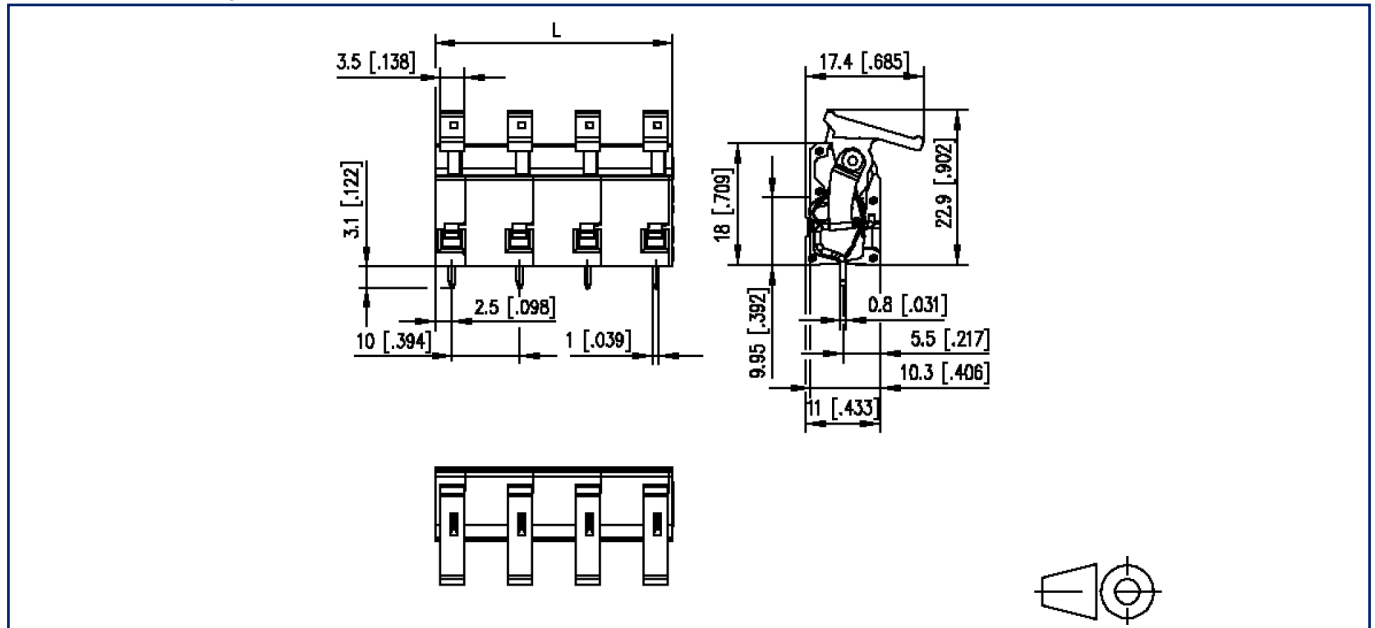
## Accessories

P/N	Designation
AST0590602-000	ST059xxHBNC AST059



### Illustrations

Dimensional drawing as an example



$$L = (\text{pole size} - 1) \times \text{centerline} + 5 \text{ mm [0.197]}$$

Data sheet  
**ST059xxHBNC AST059**

Page 6/6

P/N  
**AST059xx02**  
xx=number of poles  
2025/08/25  
Version: L

## Illustrations

Drill pattern as an example

