

Product information – OpDAT fix





Product specification

- > Fiber optic patch panels for 19-inch systems, 1 rack unit (RU)
- > Light construction with steel sheet front plate
- > Front plates available in gray (RAL 7035) or black (RAL 9005)
- > All front plates are available with 12 or 24 adapter cutouts. Unused cutouts in the front plate are covered by blank connectors.
- > Available with the following adapters: LC, SC, E2000 and ST in duplex version
- > Pigtails are available with fiber types OM3, OM4, OM5 and OS2. All pigtails are inspected and cleaned before inserted into the adapters according to IEC 61300-3-35.
- > All standard patch panels are available with holders for crimp splice or shrink splice protections.
- > Now available with connectors of quality class **Grade B**: In this case, particularly low insertion loss values are achieved by selecting and processing the connector ferrules.
- > OpDAT slide panels allow also recessed mounting
- > The rear panel has 10 options for cable insertion:
 - 4x Ø 21 mm (for M20 or PG13,5)
 - 2x Ø 23 mm (for M20 or PG16)
 - 2x Ø 29 mm (for M25 or PG21)
 - 2x U-shaped cutouts for VIKs

Equipment variants

OpDAT is available in 2 variants.

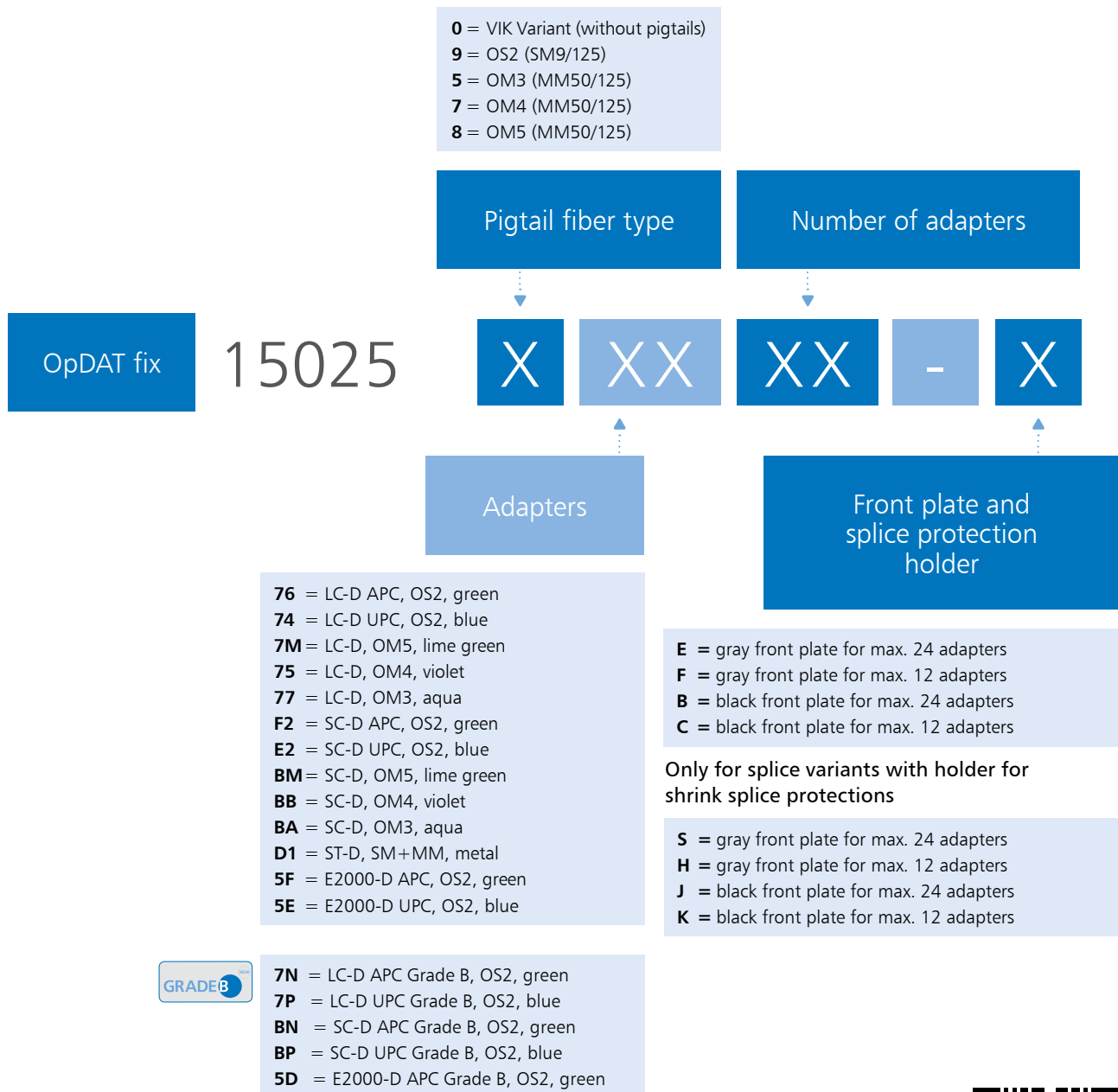
PRODUCT NAME	VARIANT SPLICE	VARIANT VIK	
 	<ul style="list-style-type: none"> > Equipped with pigtails and adapters > Pigtails inserted to splice trays with splice holders, ready to splice > Pigtail connectors are cleaned and inserted into adapters, assignment according to color code of IEC 60304 	 	<ul style="list-style-type: none"> > Equipped with adapters > Prepared for toolless fixation of pre-terminated installation cables (OpDAT VIK) in U-shaped cut-outs
Properties			
Accessoires	<ul style="list-style-type: none"> > one cable gland M20 > more cable glands are available as accessory 	<ul style="list-style-type: none"> > two mounting plates > more mounting plates are available as accessory 	

TECHNICAL DATA

VARIANTS	EQUIPPED WITH	ADAPTERS	PIGTAILS
splice	SC-Duplex	6	12
		12	24
		24	48
	LC-Duplex	6	12
		12	24
		24	48
	ST-Duplex	6	12
		12	24
		24	48
	E2000-Duplex	6	12
		12	24
		24	48
VIK	SC-Duplex	6	-
		12	-
		24	-
	LC-Duplex	6	-
		12	-
		24	-
	ST-Duplex	6	-
		12	-
		24	-
	E2000-Duplex	6	-
		12	-
		24	-
Dimension for fixation		465 mm	
Dimension for mounting (LxHxW)		448 x 1HE x 244 mm	

ACCESSORIES	PART NUMBER	
Cable gland	M20 (clamping range 7 - 12 mm)	150811M20-E
	M20 (clamping range 4 - 13 mm)	150811M20C-E
	M25 (clamping range 10 - 16 mm)	150811M25-E
Mounting plate VIK	15081106-E	
Crimp splice protection	15090401-E (VE 12 St)	
	15090401-I (VE 150 St)	
Shrink splice protection	15090402-I (VE 12 St)	

Order information



All available combinations can be configured with our patch panel configurator:
www.metz-connect.com/en/configurator-fiber-optic-patch-panels

METZ CONNECT GmbH is member of the following organizations and associations.



METZ CONNECT USA Inc.

200 Tornillo Way
Tinton Falls, NJ 07712
USA

Phone +1-732-389-1300
Fax +1-732-389-9066

METZ CONNECT France SAS

28, Rue Schweighaeuser
67000 Strasbourg
France

Phone +33 3886 170 73
Fax +33 3886 194 73

METZ CONNECT Zhongshan Ltd.

Ping Chang Road
Ping Pu Industrial Park
Sanxiang Town
Zhongshan City, 528463
Guangdong Province
China

Phone +86 760 86365 055
Fax +86 760 86365 050

METZ CONNECT Asia Pacific Ltd.

Suite 1803, 18/F
Chinachem Hollywood Centre,
1 Hollywood Road, Central
Hong Kong

Phone +852 26 027 300
Fax +852 27 257 522

METZ CONNECT GmbH

Im Tal 2
78176 Blumberg
Germany

Phone +49 7702 533-0
Fax +49 7702 533-189

info@metz-connect.com
www.metz-connect.com

